



Presses & Automation  
SINCE 1975



AZ2

Technical brochure



## AZ2

### Double Point GAP PRESS



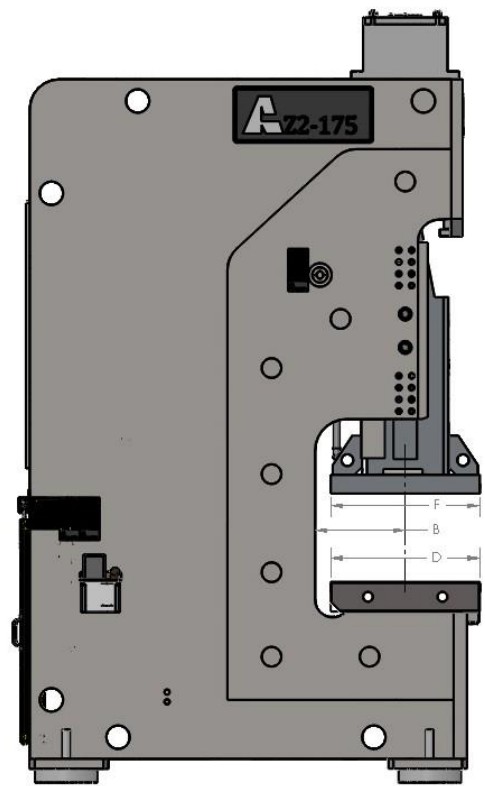
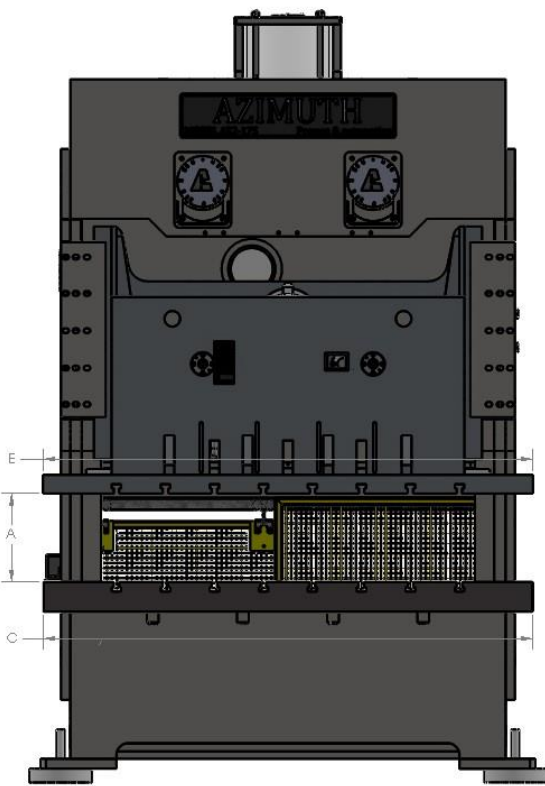
### Standard features

- Motorized Shut height Adjustment with digital display
- Several controller options
- OMPI Air-Clutch unit (wet clutch as optional features)
- Ross Dual safety Valve
- Air lock-out
- Showa Seiki Fast acting Hydraulic Overload
- ABB Variable Speed drive optional
- UL Certified control panel (MEETS OSHA & CSA Regulations)
- Automatic Greasing system (automatic oiling system optional)

### Optional features

- Hydraulic clamping unit
- Tonnage monitoring
- Custom safety guarding meeting latest regulation
- Die cushion system
- Servo feed system
- Custom dimensions (stroke, bed, frame)
- Automatic recirculating oiling system






Parameter		Dimension	Unit	AZ2-80	AZ2-120	AZ2-175	AZ2-220	AZ2-275	AZ2-340
Nominal Capacity			TONS	80	120	175	220	275	340
Rated tonnage BDC			INCH	0,197	0,197	0,236	0,276	0,276	0,276
STROKE		A	INCH	6,299	7,087	7,874	9,843	11,024	11,811
SPM			strokes/ min	40-80	40-70	40-70	30-60	30-45	30-45
Max. Die Set Height		B	INCH	13,750	15,750	17,750	19,625	21,625	21,625
Die Height Adjustment			INCH	3,150	3,937	3,937	4,331	4,724	4,724
MIN DIE HEIGHT		C	INCH	10,600	11,813	13,813	15,294	16,901	16,901
Throat Depth (from RAM'S Center)		D	INCH	12,25	13,75	15,375	16,875	18,5	18,875
Bolster Size	F x B	E	INCH	23,625	26,75	29,875	33,125	36,25	37
	L x R	F	INCH	63	74	80,375	95,25	106,25	114,125
Bolster Thickness			INCH	5,875	6,125	6,5	6,75	7,125	7,5
RAM size	FxB	G	INCH	18,125	20,5	22,875	25,625	27,5	27,5
	LxR	H	INCH	47,25	53,5	59	72,875	82,625	82,625
Frame opening		I	INCH	47,25	57,125	63	74,75	87,375	87,375
Overall Size	F x B	J	INCH	71,750	71,750	82,000	93,250	106,250	106,250
	L x R	K	INCH	77,500	77,500	84,750	100,500	112,250	112,250
	H	L	INCH	126,000	126,000	133,000	150,500	164,500	164,500
Motor Power			HP	15,000	15,000	25,000	29,500	40,000	49,500
Weight			lbs	27500	30800	41800	58300	88000	103400



## OMPI Air-friction Clutch

Azimuth uses OMPI air-friction clutch on every AZ models.

OMPI develops, certifies and distributes press-fit and torque and power adjustment devices worldwide. Our brake/clutch units are designed for presses and drive units, equipped with flywheel and reduction gearbox, and rotary unions for clutches.

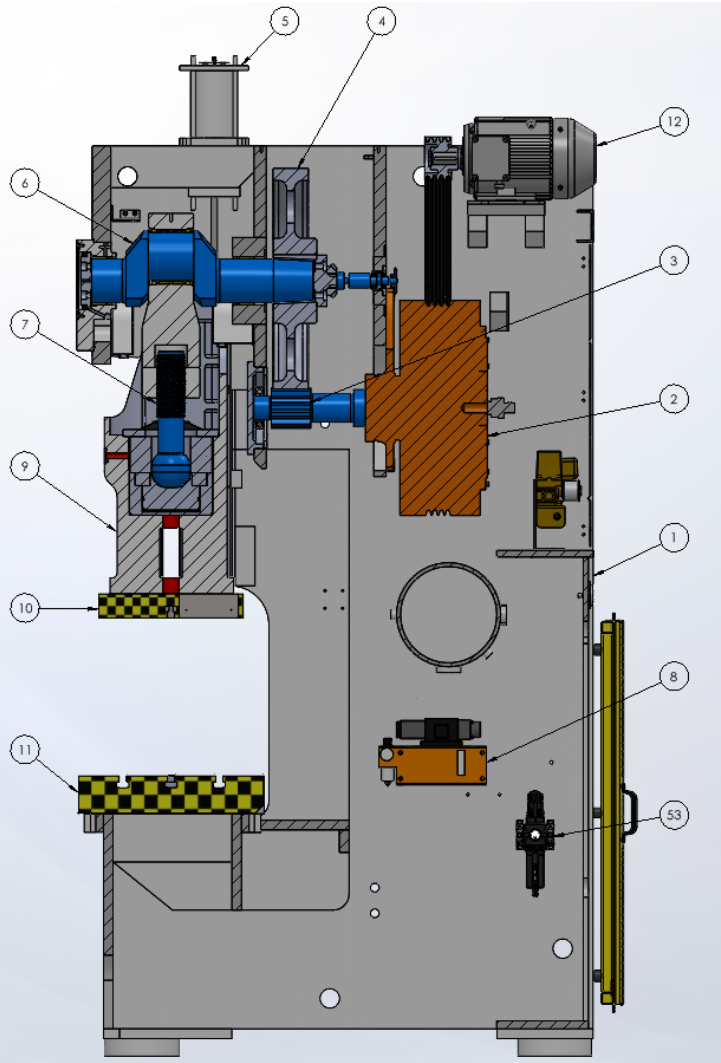


## Hydraulic overload protection



Fast acting hydraulic overload pump (H.O.L.P) prevents hydraulic overload due to a bad set-up or during parts stacking. Adjusted in our facility with our precision load-cell, the hydraulic overload is tested several times prior shipment to prevent any bad application.

## Main drive-train



1	FRAME
2	FLYWHEEL, CLUTC & BREAK
3	PINION DRIVE SHAFT
4	MAIN GEAR
5	COUNTER BALANCE
6	CRANKSHAFT
7	RAM ADJUSTMENT SCREW
8	HYDRAULIQUE OVERLOAD
9	RAM
10	RAM PLATE
11	BOLSTER PALTE
12	ELECTRIQUE MOTOR
13	FRL (AIR SUPPLY)

*The main drive train consists of a main motor driving the flywheel inertia/wet-clutch.*

*When actuating the main dual-safety valve (DSV) from the press control, Air is sent through the main clutch shaft & therefore, engage the lining to the rotating flywheel.*

*The press is equipped with a gearbox immersed in oil with grounded gears.*

*Forged crankshaft from high strength steel assures longevity of the machine.*



## *Azimuth turnkey solution*

We specialized in complete turnkey press line solution & design, which allows our customer to provide us complete contract in integrating their press solution. We supply & manufacture;

**Presses**

**Tooling**

**Custom controller solution**

**Feed-line**

**Safety integration**





## Warranty Plan on AZ2

3

### *Years on air-clutch & electrical components*

Azimuth machinery warrants to the original purchaser, to repair or, at AZIMUTH MACHINERY'S sole option, replace any major frame, crown, bed, upright or slide (machine casting or weldment), Air-clutch, seals & ALL Electrical components (greaser, oiler, motor, main controller, press encoder) after examination by AZIMUTH MACHINERY's properly authorized representative, to be defective in material or workmanship under normal use within three years or, if sooner, **6,000 hours** of running time after the original date of shipment from the AZIMUTH MACHINERY plant.

*Does not include labor<sup>[1]</sup> or diagnostic work. The original purchaser will be responsible for travel costs and expenses.*

2

### *Years mechanical parts warranty*

Azimuth machinery warrants to the original purchaser, to repair or, at AZIMUTH MACHINERY'S sole option, replace any parts that are found defective( Ballscrew, pitman(s),crankshaft(s), slide, GIBS, RAM) after examination by AZIMUTH MACHINERY's properly authorized representative, to be defective in material or workmanship under normal use within three years or, if sooner, **4,000 hours** of running time after the original date of shipment from the AZIMUTH MACHINERY plant.

*Does not include labor or diagnostic work. The original purchaser will be responsible for travel costs and expenses.*

1

### *Year on Hydraulic, pneumatic components & labour.*

Azimuth machinery warrants to the original purchaser, to repair or, at AZIMUTH MACHINERY'S sole option, replace any parts that are found defective(hydraulic clampers (if furnished), hydraulic components, motors, air-counter balance & all others air components & hydraulic components) after examination by AZIMUTH MACHINERY's properly authorized representative, to be defective in material or workmanship under normal use within three years or, if sooner, **3,000 hours** of running time after the original date of shipment from the AZIMUTH MACHINERY plant.

**Labour time warranty shall be under Azimuth Sole discretion. If any Workmanship is required due to improper functioning of the press &/or other related equipment, Azimuth will cover the workmanship repair cost. Travelling fees, lodging & other travelling expense are not included.**

---

<sup>[1]</sup> 150\$/hour + traveling expense.

